
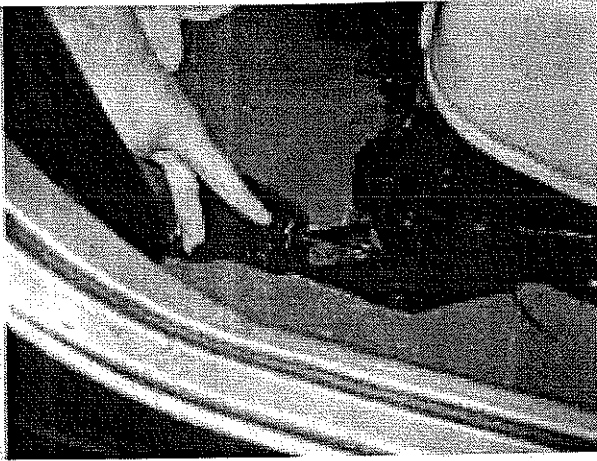




## '03 and Up TJ Mounting kit Installatic

**Step # 1 -** Remove the (4) bolts holding each seat to the floor.





**Step # 2 -** Detach the two cables on the inside of the passenger seat. The bottom cable pops off.

The second cable needs to have a little tension relieved by pushing the lever backwards.



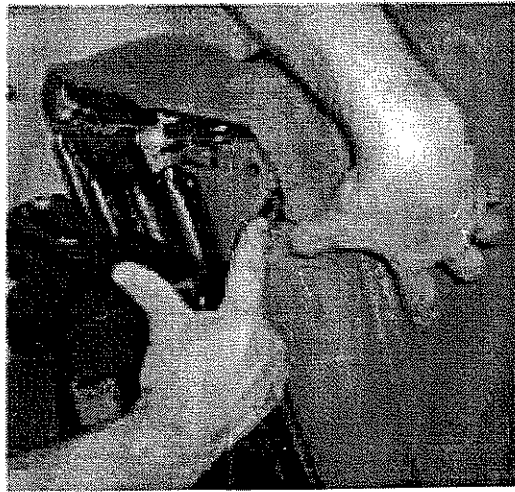
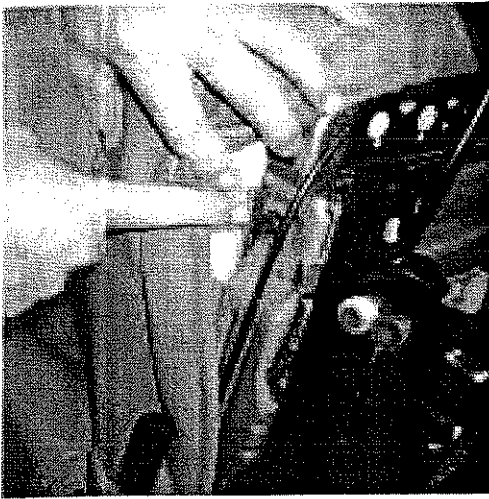
**Step # 3 -** Remove the cables from the cable bracket-passenger seat, inside rear.

**Step #4 -** Remove the seat belt bolt and remove seat belt receiver and bracket. Save bolt, it will be used later.




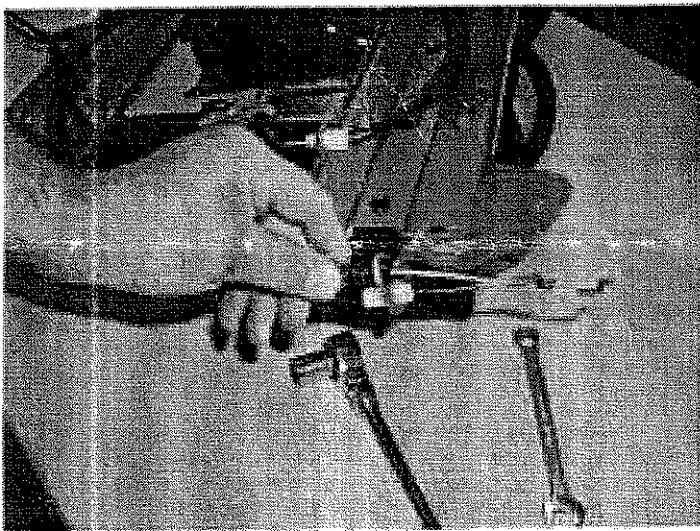
## '03 and Up TJ Mounting kit Installatic

**Step # 5** - Remove the (2) front side bolts of each seat cushion. Then remove the (2) rear side bolts of each seat cushion. This will allow you to access the (4) bolts that attach the seat to the riser.





**Step # 6** - Remove the top cable with the black end completely from the riser and discard.

Then reroute the bottom cable with white end to the opposite side, inner tab




**Step # 7** - Install the (4) 8 mm x 1.25 x 40 studs (short threaded end, down) into the OEM riser. 4 Places.






## '03 and Up TJ Mounting kit Installati

**Step # 8** On the driver side riser install (3) spacers and (1) seat belt bracket (back inside rear) over previously installed studs Do the same on the passenger side , except on the outside rear you will use the provided tilt lever. Connect cable to lever.



**Step #9** Then mount seat over top of studs using the provided nyloc nuts and washers.



**Step # 10** Install seat belt reciever/bracket using the factory bolts. Install assembled seats and risers back into vehicle.



**Caution:** Seats should be installed by a trained professional mechanic. Please call if you have any questions.

MasterCraft 800-565-4042

Limited Warranty - MasterCraft Race Products warrants to the original purchaser that all products purchased will be free from defects in materials and workmanship for 12 months from purchase date. MasterCraft will repair or replace at our option any parts found defective within the limited warranty period. This warranty does not cover labor or freight charges that may be incurred. All returns must have prior authorization and proof of purchase. This warranty does not cover products subjected to accidents, negligence, alterations, abuse or improper installation. No warranty or representation is made to these products ability to protect the user from injury or death. Be advised that automobile racing and other forms of motorsport are dangerous and products are subject to failure when exposed to the high stress that is involved. The user assumes that risk and all responsibilities.